USING THE SYNCHROBREATHE INHALER (SB)

Step 1. Shake and Open:

Hold (SB) in an upright position, as shown in the picture below. Ensure that your fingers are away from the mouthpiece cover and not touching the dose release button at the back.

Shake (SB) well, then

Open it, by folding down the mouthpiece cover.

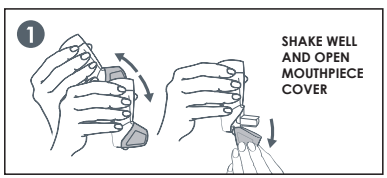

Step 2. Breathe:

ⓐ While sitting or standing, hold (SB) upright as shown.

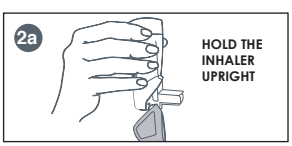

ⓑ Breathe out normally as far as is comfortable, through your mouth.



ⓒ Place the mouthpiece of (SB) in your mouth; between your teeth and close your lips around it (do not bite). Start breathing in slowly and deeply through the mouthpiece. (SB) will automatically release a dose when you begin to breathe in from the mouthpiece.

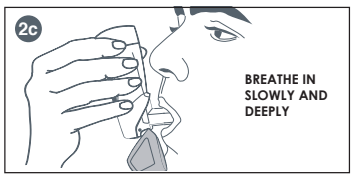

Do not stop breathing in when you hear the click and whoosh, and feel the dose in your mouth. It is important to keep breathing in after the puff is released.

ⓓ Remove (SB) from your mouth and hold your breath for 10 seconds, or for as long as is comfortable and then breathe out slowly.



Step 3. Close:

After using (SB), hold it upright and close the mouthpiece cover immediately.

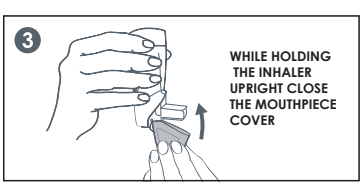

Taking another puff:

Repeat steps 1-3 to take the next puff from (SB). After you finish taking your puffs, rinse your mouth with water & spit it out. Do not swallow.

IMPORTANT: Always close the mouthpiece cover immediately after every puff. This prepares (SB) for the next use.

12181 CIPLA MEDPRO (PTY) LTD Reg. No. 1995/004182/07. Building 9, Parc du Cap, Mispel Street, Bellville, 7530, RSA.
Website: www.cipla.co.za Customer Care: 080 222 6662